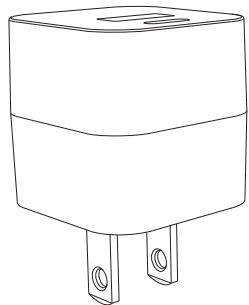


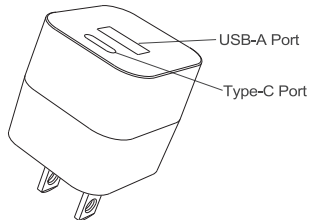
TRANSFORMERS



TF-K05 20W Double port fast charger
Instruction manual

1、Technical parameters

1.1、Product appearance



1.2、specifications (please refer to actual item)

- ◆ Input: 110-240V~, 50/60HZ, 0.5A Max
- ◆ Type-C Output: 5V⁻⁻⁻3A/9V⁻⁻⁻2.22A/12V⁻⁻⁻1.67A (20W Max)
- ◆ PPS: 3.3-5.9V 3A/3.3-11V 1.8A
- ◆ USB-A Output: 5V⁻⁻⁻3A/9V⁻⁻⁻2A/12V⁻⁻⁻1.5A (18W Max)
- ◆ USB-A+Type-C Total Output: 5V⁻⁻⁻3A (15W Max)

2、Characteristics

- ◆ Fully compatible with mobile phone fast charging protocol, support PD fast charging.
- ◆ Fireproof materials up to standard.
- ◆ a wide band voltage design of 110-240V can accommodate various voltages.
- ◆ For safe use, this USB quick charger has multiple protection functions inside.

3、Use method

1. Connect the corresponding cable of the device to the product.
2. Insert the AC plug of this product into a household outlet.
3. Connect the USB cable connector to the device to be charged.
4. When charging is completed, remove the USB cable from this product and equipment.
5. Remove the product from the outlet.


Product name: Double port fast charger Product model: TF-K05
Licensee: Shenzhen Qishun Technology Development Co., LTD
Manufacturer: Shenzhen Qishun Technology Development Co., LTD
Address: RongchuangZhihui Building, Minzhi Street, Longhua District, Shenzhen City. Service phone: 400-885-8808



Please attention

Failure to observe the following matters to the accident and other equipment may cause damage.

- ◆ In order to prevent damage from static electricity, first touch a metal object to remove static electricity from your body.
- ※ There is a possibility that the cause of the malfunction or damage.
- ◆ Please do not directly touch the USB port/plug of this product with your finger.
- ※ There is a possibility that the cause of the malfunction or damage.
- ◆ Please be careful so that the liquid (sweat and drinking water) or foreign matter (fine dust and dust, metal pieces, etc.) does not adhere to the connector portion of the cable to the USB port and the connection of this product.
- ◆ Do not leave the plug or USB cable plugged in for a long time in a dusty or humid place. From time to time, clean the surface and between blades to remove dust.
- ◆ When connecting the connector of the charging cable, check the connection direction and insert it straight.
- ※ There is a risk of fire, electric shock, or failure.
- ◆ Do not install or store this product in an unstable place.
- ※ It may cause malfunction, damage by the fall.
- ◆ Do not use plugs with bent blades.
- ◆ Do not use if the cover is broken.
- ◆ Do not use with the plug inserted halfway.
- ◆ Do not use a plug that is extremely light and easy to insert and remove.
- ◆ If you will not be using this product for a long period of time, such as when traveling, unplug it for safety.

- 

Warning
- ◆Do not open, repair or modify the inside of this product by yourself.
 - ※There is a risk of fire, electric shock, or failure.
 - ◆Do not install or store this product in humid or humid places, in direct sunlight, in a place with a lot of dust or oil smoke, in a car, near a heater, or in a place with high temperature.
 - ※There is a risk of fire, electric shock, or failure.
 - ◆Please use it at the specified power supply voltage (100 to 240V AC).
 - ※There is a risk of fire, electric shock, or failure.
 - ◆Do not allow the product to get wet with liquids such as water, and do not allow liquids, metals, or other foreign matter to get inside.
 - ※There is a risk of fire, electric shock, or failure.
 - ◆If any abnormality (smoke, smoke, strange odor, abnormal sound, deformation, etc.) occurs in this product, stop using it immediately.
 - ◆Keep out of reach of small children.
 - ※It may cause electric shock or injury.
 - ◆Do not attach the plug of this product or the connector of the USB cable in the opposite direction or at an angle.
 - ※There is a risk of fire, electric shock, or failure.
 - ◆If you hear thunder, do not touch the product or cables/plugs.
 - ※There is a risk of electric shock due to lightning strikes.
 - ◆Do not allow mechanical shock.
 - ※ There is a possibility that the cause of the malfunction or damage.
 - ◆If charging is not completed, stop charging.
 - ※There is a risk of fire, electric shock, or failure.

Warranty statement

Disclaimer
This user manual does not have any form of guarantee, position expression or other implication. The mentioned products, specifications and information are for reference only, and the content will also be updated on the web at any time without additional separate notice. The product attached to this document is guaranteed as follows: if the product is twelve (12) months from the date of purchase("Warranty Period"), under normal conditions of use due to quality defects damaged, can be free repaired. Free replacement if the manufacturer confirms that it cannot be repaired. Continue to enjoy the warranty during the remaining warranty period (the shortest not less than 30 days) purchased by sale the ticket date shall prevail; if the purchase date cannot be determined, the warranty period shall be 13 (13) months. If you apply for a warranty, please call the product service hotline first and execute it in the manner instructed by us. When applying for warranty, you need to provide an accurate, complete and clearly filled out valid sales invoice.

- The above guarantee does not apply to the following situations:
1. Exceeding the validity period of the three packs.
 2. Altering the warranty card and product code does not match the product body.
 3. Causes caused by misuse, abuse or improper transportation, use, maintenance or storage obstacles or damage.
 4. Failure or damage caused by force majeure. (such as earthquake, war, disaster, etc. or accident bad.
 5. The zipper and tower buckle are damaged due to excessive force.
 6. Disconnection or tearing caused by excessive load.

Warranty statement

7. Any damage caused by sharp objects.
8. Products with signs of burning or flooding.
9. Damage caused by unauthorized disassembly.
10. Aging,discoloration,abrasion,rupture and other losses that occur during the normal use of the product.
11. If the original identification label of the product is changed or damaged, this guarantee will become invalid.


The completeness and appearance of the product and accompa-nying materials are not within the scope of the guarantee. You should check on the spot and raise objections to any discrepan-cies.
Service supervision hotline:400-885-8808

Certificate of Approval

Product No: _____

Production Time: _____

QC: _____



TRANSFORMERS